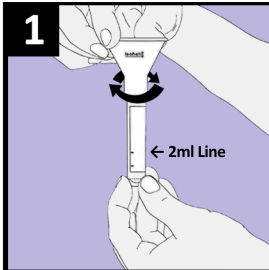
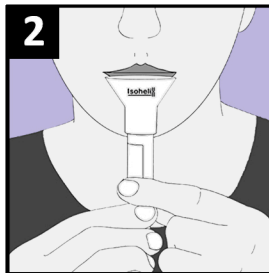


Do not eat, drink, smoke, brush your teeth or chew gum for 30 minutes before use.  
Check fluid level is at 1ml line before opening.

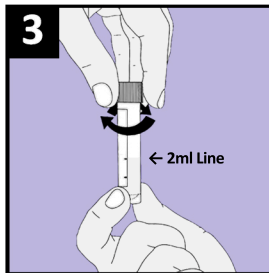


1. Remove the cap from the tube.  
Keep cap for later use.  
Screw collection funnel on to the tube.

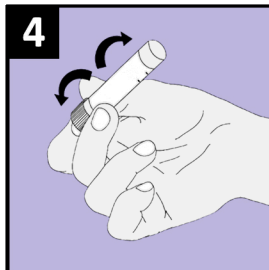


2. Spit into the funnel until the level of the liquid in the tube, not including bubbles, **reaches the 2ml line.**

Delivery of saliva will take between 2 and 5 minutes.



3. Unscrew the collection funnel and replace the tube cap tightly.  
Discard the funnel.



4. Shake the collection tube several times to mix the saliva with the solution.

**Precautions: Do not swallow.** If stabilising solution comes into contact with skin or eyes, wash with plenty of water.  
Tube cap may be a choking hazard to small children.